

BUY NOW



quality • expertise • reliable

# Oral Anaesthesia Training Manikin

The Oral Anaesthesia Simulator has been designed with the assistance of dental professionals to provide a safe, realistic teaching experience for practicing local anaesthesia techniques.

Students are able to practice identifying the appropriate anatomical landmarks and to self-assess the positioning of the local anaesthesia syringe over and over again, gaining competence and confidence to move onto their patients.

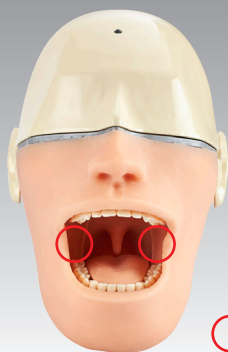
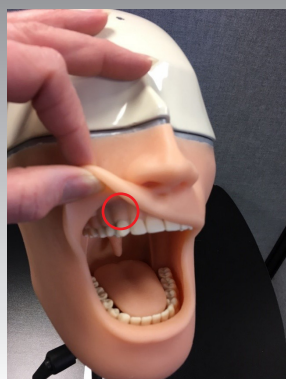
The Oral Anaesthesia Simulator is great for teaching a variety of dry injection infiltrations in their respective anatomical regions. The simulator features a silicon face over anatomically correct jaws and upper and lower permanent teeth.

The face connects to a metal cranium that can be attached onto a bench mount, chair mount, or table top stand (not included).

**SENSOR MODELS:** Are designed with conductive sensors which activate lights and/or sound when the target area is touched by a dry injection needle.

These models have sensors located in areas for practicing:

- Inferior Alveolar Nerve Block – sensors on both the left and right sides
- Buccal Infiltration Nerve Block - #13




 Sensor Locations



**SELF SEALING SKIN:** The flexible, durable silicone skin and mouth lining are similar to materials used in artificial limbs and have a memory which allows the needle to pierce the silicone and be removed leaving no signs of insertion. Students will need to rely on their training, and not look for previous injection site indications.

The indicator unit uses 3 AAA batteries, supplied with the manikin.



One Dental Pty Ltd 8/9 Packard Ave, Castle Hill 2154 ABN: 26 106 385 282  
Ph: 02 9634 3443 sales@onedental.com.au www.onedental.com.au



A family owned  
Australian  
business



Scan me